

# Informations *Rapides*



25 février 2010 - n° 56

CONJONCTURE

Main Indicators

## ■ Producer and Import Price Indices in industry – January 2010

### In January, general rise of industrial products prices for French market

#### • Producer price indices in industry

##### **FRENCH MARKET: +0,7 %**

The producer price indices on the French market display a noticeable rise by 0,7 % in January, after slight growths in December and November, by respectively +0,1 % and +0,2 %.

##### ***The prices of refined petroleum products increase again swiftly***

Drawn by the increase of crude petroleum prices, reinforced by the depreciation of euro vs. dollar, the prices of refined petroleum products increase by +6,1 % after +0,8 % in December. In a year, the change of these prices is by +32,2 %.

##### ***Food products pricesturn up***

After several months of continuous decrease, except last month (+0,2 %), food products prices turn up by +0,4 %. This increase, limited by the drop of processed and preserved meat prices (-0,8 %), results mainly from yearly tariff negotiations upwards, notably for bread and fresh pastry goods (+3,7 %).

##### ***The prices of electrical equipment and other products increase also***

The prices of electrical equipment rise by +1,8 %, partly because of noticeable increases of copper price. The prices of chemical products progress markedly by +1,0 %, bound to petroleum prices.

##### **FOREIGN MARKETS: +0,1 %**

The change of the French producer price index on the external markets is only by +0,1 %, the rise of refined petroleum products prices (+5,9 %) being lessened by decreases of electrical equipment and transport equipment prices. In a year, the withdraw of the whole industrial products is only by -0,5 % (after -1,2 % in December).

##### **ALL MARKETS: +0,5 %**

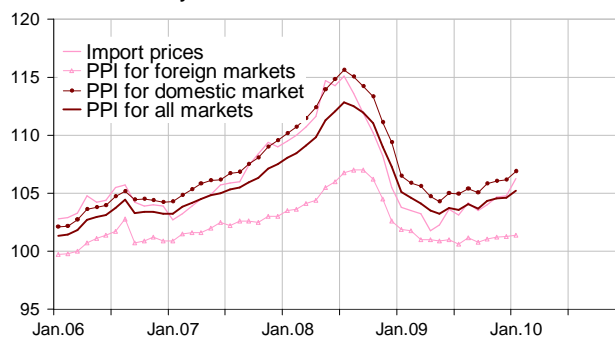
On all markets, with a rise by +0,5 % in a month, the French Producer Price Index recovers globally its level of past year, i.e. +0,1 % relatively to January 2009.

#### • Import prices indices of industrial products: +1,4 %

Import prices of industrial products rise markedly by +1,4 %, mainly because of the simultaneous increase of crude petroleum products (+6,8 %) and refined petroleum products (+5,7 %), but we observe a general progress of all kinds of industrial products. In a year, the change of the global import price index is by +2,4 %.

#### **Total Industry price indices**

base and reference year: 2005



source : Insee

## French Producer Price Indices in industry according to the market where the products are sold:

base and reference year: 2005

base and reference year: 2005				
Levels A 10 and A 17 in CPF rev. 2, 2008	Weight	Jan.10	Change in %	
			In 1 month	In 1 year
French market				
BE:TOTAL INDUSTRY	1000	106,9	0,7	0,4
(DE) Mining and quarrying, energy, water	130	118,9	-0,2	-1,7
CZ: Manufactured prod.	870	105,1	0,8	0,7
(C1) Food products, beverages, tobacco	188	102,1	0,4	-2,9
(C2) Coke and refined petroleum products	70	107,5	6,1	32,2
(C3) Electrical & electronic equip., computers, mach.	92	108,7	0,6	-1,0
(C4) Transport equipment	79	104,0	0,1	0,3
(C5) Other man. products	441	105,5	0,4	-1,1
Foreign markets				
BE:TOTAL INDUSTRY	1000	101,4	0,1	-0,5
CZ: Manufactured prod.	s	101,0	0,3	-0,5
(C1) Food products, beverages, tobacco	82	106,9	0,0	-2,7
(C2) Coke and refined petroleum products	25	152,2	5,9	44,8
(C3) Electrical & electronic equip., computers, mach.	202	95,7	-0,3	-2,5
(C4) Transport equipment	211	99,0	-0,7	0,4
(C5) Other man. products	s	100,4	0,7	-2,0
All markets				
BE:TOTAL INDUSTRY	1000	105,2	0,5	0,1
CZ: Manufactured prod.	s	103,7	0,7	0,3
(C1) Food products, beverages, tobacco	154	102,9	0,3	-2,9
(C2) Coke and refined petroleum products	56	113,7	6,0	34,4
(C3) Electrical & electronic equip., computers, mach.	127	102,1	0,1	-1,8
(C4) Transport equipment	121	101,3	-0,2	0,4
(C5) Other man. products	s	103,8	0,5	-1,4

## Import prices of industrial products

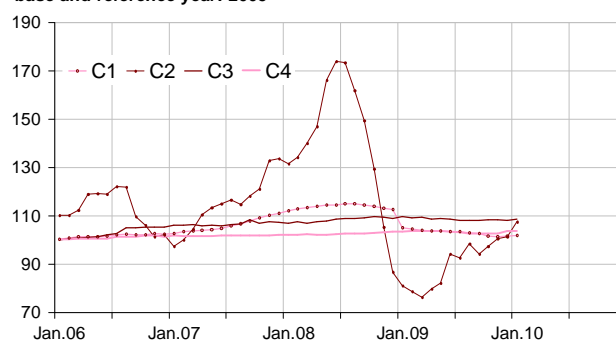
base and reference year: 2005

Levels A 10 and A 17 of nomenclature CPF rev. 2, 2008	Weight	Jan.10	Change en %	
			In 1 month	In 1 year
<b>BE:TOTAL INDUSTRY</b>	<b>1000</b>	<b>106,3</b>	<b>1,4</b>	<b>2,4</b>
<b>CZ: Manufactured prod.</b>	<b>s</b>	<b>101,0</b>	<b>0,5</b>	<b>0,8</b>
(C1) Food products, beverages, tobacco	69	112,5	0,2	1,1
(C2) Coke and refined petroleum products	41	109,7	5,7	28,3
(C3) Electrical & electronic equip., computers, mach.	210	94,4	0,3	-0,8
(C4) Transport equipment	133	100,4	-0,2	-1,1
(C5) Other manufactured products	s	101,8	0,4	0,0

r: updated ; nd: non available ; s : confidential

## Producer price indices of manufactured products sold on the french market

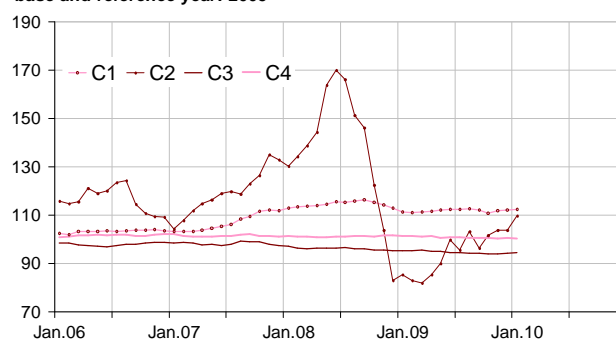
base and reference year: 2005



source : Insee

## Import price indices of manufactured products

base and reference year: 2005



source : Insee

## Revision of each index at total industry level

Revision of the monthly change (in %)

	Oct.09 / Sep.09	Nov.09 / Oct.09	Dec.09 / Nov.09
French producer prices in industry sold on:			
- the French market	//	//	-0,1 <sup>(1)</sup>
- the foreign markets	//	//	+0,1
- all markets	//	//	//
Import prices of industrial products	-0,1	//	//

<sup>(1)</sup> Reading note: the evolution of the index between Nov.09 and Dec.09 published last month was equal to +0,2 %. It is updated to +0,1 %; that is to say a revision of -0,1 %.

## To know more about French PPI:

- Industrial producer price indices for domestic market are measured at basic prices (excluding VAT and tax on revenues, and before deduction of any subsidies on the products), in accordance with European Regulation n°1165/98. However, purchaser price series (including non deductible taxes minus subsidies on the products, called also "ex-work prices") are also available, notably for the purposes of index-linking for contracts, on <http://indicespro.insee.fr>. This site provides also link factors between former and new series.
- French industrial producer price indices for foreign markets are converted into Euros and therefore include exchange rate effects. All exports are taken into consideration, whether they are intra-group or not.
- By combining these two indices, we get industrial producer price indices for all markets (French and foreign markets).
- Import prices of industrial products are converted into Euros and therefore include exchange effects. Measurements are performed at cost insurance and freight (CIF) prices, which is to say at their value at the French border, in accordance with European Regulation n°1165/98. All imports are taken into consideration, whether they are intra-group or not.

- Complementary data (backseries, methodology, webpages) can be accessed on: <http://www.insee.fr/fr/themes/info-rapide.asp?id=25>

Contact: [bureau-de-presse@insee.fr](mailto:bureau-de-presse@insee.fr)

Next publication: 31 03 2010 at 8:45 a.m.